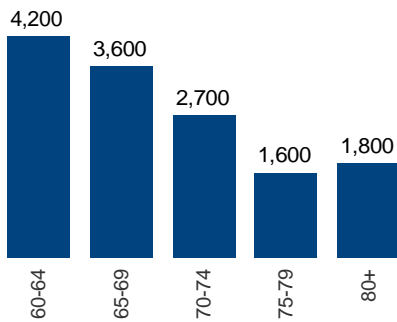
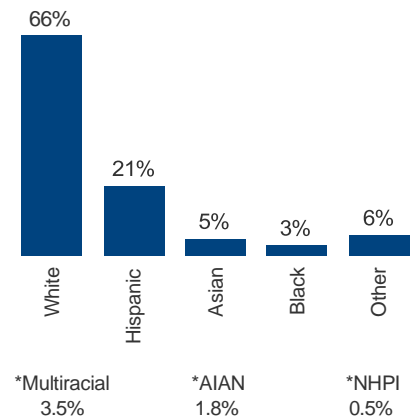


Yuba County

Age Distribution
Adults Age 60+

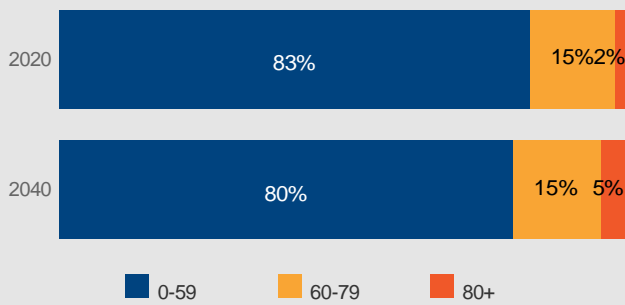


Race/Ethnicity
Adults Age 60+

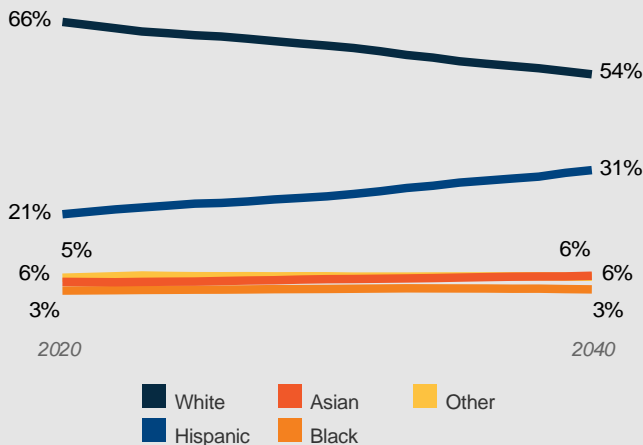


Projected Population Shifts

Population Share



Race/Ethnicity
Adults Age 60+



Social and Economic Needs



16%
of adults age 60+

live in poverty

Near State Average



24%
of adults age 60+

live alone

Above State Average



4%
of adults age 60+

speak English 'not at all'

Near State Average



10%
of adults age 65+

estimated to have Alzheimer's dementia

Near State Average



53%
of low-income households

are housing cost burdened

Near State Average